

# POWERPLUS SUBMERSIBLE PUMP 750W

DOMPEL POMP  
POMPE SUBMERSIBLE  
TAUCHPUMP  
BOMBA SUMERGIBLE



## IMPORTANT FEATURES

**750**  
WATT

**MAX.**  
PRESSURE HEIGHT  
**8m**

**MAX.**  
SUCTION DEPTH  
**7m**

**12.500**  
L/H

### 1. FLOATING SWITCH

DRIJVENDE SCHAKELAAR  
INTERRUPTEUR FLOTTANT  
TREIBENDE SCHALTER  
BOTÓN FLOTANTE

### 2. WATER INLET

WATERINGANG  
ENTRÉE D'EAU  
WASSEREINGANG  
ENTRADA DE AGUA

### 3. WATER OUTLET

WATERUITGANG  
SORTIE D'EAU  
WASSERAUSGANG  
SALIDA DE AGUA

### 4. STAINLESS STEEL MOTOR HOUSING

INOX MOTORBEHUIZING  
CARTER MOTEUR EN ACIER INOXIDABLE  
MOTORGEHÄUSE AUS ROSTFREIEN STAHL  
CÁRTER DEL MOTOR DE ACERO INOXIDABLE

### 5. CARRYING HANDLE

DRAAGHANDVAT  
POIGNÉE DE TRANSPORT  
TRAGEGRIFF  
ASA PARA TRANSPORTE

230V- 50Hz

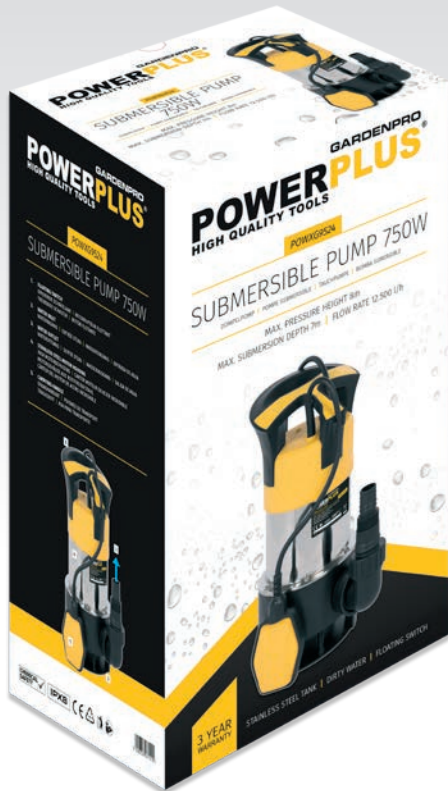
MAX  
8m

ON

MAX  
7m



OFF





# AVAILABLE FEBRUARY 2017

SUBMERSIBLE PUMP POWXG9524

| TECHNICAL SPECIFICATIONS POWXG9524 |            | Features  | Box content    | Symbols  |
|------------------------------------|------------|---|----------------|--|
| RATED VOLTAGE-FREQUENCY            | 230V- 50Hz | <ul style="list-style-type: none"> <li>• 10m electric cable (RN-F) with earthed plug</li> <li>• Carrying handle</li> <li>• Floating switch</li> <li>• Stainless steel tank</li> </ul> | 1x Garden pump | <br> |
| POWER                              | 750W       |   | 1x Manual      |  |
| MAX. PRESSURE HEIGHT               | 8m         |   |                |  |
| MAX. SUCTION DEPTH                 | 7m         |   |                |  |
| FLOW RATE                          | 12.500 l/h |   |                |  |
| MAX. WATER TEMPERATURE             | 35°C       |   |                |  |
| CABLE                              | 10m        |   |                |  |