

POWERPLUS
HIGH QUALITY TOOLS



POWX1425

POWERPLUS PLUNGE SAW 600W • 89mm

INVALZAAG
SCIE PLONGEANTE
TAUCHSÄGE
SIERRA DE INMERSIÓN



IMPORTANT FEATURES

**600
WATT**

**6000
min⁻¹**

**Ø89
mm**

**3
YEAR
WARRANTY**

Multi >



INCLUDED
1x TCT blade
1x HSS blade
1x diamond blade



- 1. ERGONOMIC SMART GRIP**
ERGONOMISCHE SMART GRIP // SMART GRIP ERGONOMIQUE
ERGONOMISCHE SMART GRIP // SMART GRIP ERGONOMICO
- 2. UNLOCK BUTTON**
ONTGRENDELKNOP // BOUTON DE DÉVERROUILLAGE
EINSCHALTSPERRE // BOTÓN DE DESBLOQUEO
- 3. CUTTING DEPTH SCALE**
DIEPTESCHAAL // RÈGLE DE PROFONDEUR
TIEFENSKALA // ESCALA DE PROFUNDIDAD
- 4. MOVABLE PROTECTIVE COVER**
BEWEEGBARE BESCHERMKAP
CAPOT DE PROTECTION MOBILE
BEWEGLICHE SCHUTZVORRICHTUNG
CUBIERTA DE PROTECCIÓN MOVIBLE

CUTS
THROUGH
DIFFERENT
MATERIALS:

- softwood
- hardwood
- soft metal
- plastics
- aluminium
- stone
- ceramics



**NEW
GENERATION
POWERPLUS**



Multi >

POWERPLUS
HIGH QUALITY TOOLS



3 YEAR WARRANTY

SMART GRIP
ONE HANDED OPERATION





AVAILABLE AUGUST 2016

PLUNGE SAW 600W - POWX1425

This 600W plunge saw with smart grip is an impressively well-balanced tool for fast plunge cuts in wood, aluminium, plastic, ceramic and tiles. Its small size and lightweight design makes it very easy to use. It can be operated with only one hand and guarantees clean and accurate cuts.

The depth and angle of the plunge cut can be easily changed so it meets your needs every time. A side guide supports your straight plunge cuts and ensures a perfect, clean sawing.

The POWX1425 with steel base is delivered with three Ø89mm saw blades (wood, HSS and diamond) and a dust tube for connection to a vacuum cleaner. The dust extraction ensures a clear view of the cutting line and a clean, dust free working environment.

TECHNICAL SPECIFICATIONS POWX1425		Features	Box content	Symbols
Rated voltage	220-240V~ 50Hz	<ul style="list-style-type: none"> • Steel base • Safety guard • Adjustable angle • Safe and secure one-handed use • Central ergonomic slim soft grip 	1x plunge saw	   
Rated power	600W		1x side guide	
Rotation speed	6000min ⁻¹		1x dust tube	
Max. cutting depth	28,5mm		1x saw blade for wood 24T	
Blade dimensions	Ø89x10mm		1x HSS saw blade 44T	
Cable length	3m		1x diamond disc	
			1x hex key	
			1x manual	
		1x BMC		

KREATOR ACCESSORIES COMPATIBLE WITH POWX1425		
		
<p>SAW BLADE FOR SOFTWOOD - HARDWOOD</p> <p>KRT020401 89x15x1.8mm - 24T</p>	<p>SAW BLADE FOR ALUMINUM - BRASS - COPPER - LAMINATE - PLASTICS - EPOXY</p> <p>KRT020501 89x15x1.8mm - 24T</p>	
		<p>4 SAW BLADE</p> <p>KRT090101 89x10mm</p>

VARO VARO - VIC. VAN ROMPUY nv - DIY & GARDEN TOOLS
JOSEPH VAN INSTRAAT 9 - 2500 LIER - BELGIUM
TEL +32 (0)3 292.92.92 | FAX +32 (0)3 292.92.72
INFO@VARO.COM | WWW.VARO.COM

Box (piece)



Our +50 years of experience guarantee a professional and high quality service.