

POWERPLUS
HIGH QUALITY TOOLS



ONE HANDED OPERATION

LASER

DUST EXTRACTION

3x SAW BLADE

POWX1365MB

MINI PLUNGE SAW 600W + MITRE BASE

MINI INVALZAAG + VERSTEKGELEIDER
MINI SCIE PLONGEANTE + GUIDE À ONGLET
MINI-TAUCHSÄGEN + GEHRUNGSPLATTE
MINI SIERRAS DE INCISIÓN + GUÍA DE INGLETE



IMPORTANT FEATURES

600
WATT

5500
min⁻¹

Ø89
mm

3
YEAR
WARRANTY

WATCH
MOVIE



- 1. LOCK-OFF BUTTON**
VERGRENDELSCHAKELAAR
BOUTON DE DÉVERROUILLAGE
EIN-/AUSSCHALTER MIT SICHERHEITSPERRE
BOTÓN DE DESBLOQUEO
 - 2. SAFETY BUTTON**
VEILIGHEIDSSCHAKELAAR // INTERRUPTEUR DE SÉCURITÉ
SICHERHEITSSCHALTER // INTERRUPTOR DE SEGURIDA
 - 3. LASER**
LASER // LASER // LASER // LÁSER
 - 4. ANGLE SCALE**
HOEKSCHAAL // RÈGLE D'ANGLE // WINKELSKALA // ESCALA DE ÁNGUL
 - 5. LOCK LEVER**
VERGRENDELINGSHENDEL // LEVIER DE VERROUILLAGE
FESTSTELLHEBEL // PALANCA DE BLOQUEO
 - 6. REMOVABLE WORK PLATFORM**
VERWIJDERBAAR WERKVLAK // PLATE-FORME DE TRAVAIL AMOVIBLE
ABNEHMBARE GRUNDPLATTE // PLATAFORMA DE TRABAJO EXTRAÍBLE
- 7. DUST EXTRACTION HOSE**
AANSLUITING VOOR DE STOFAFZUIGING // ASPIRATION DE POUSSIÈRE
ABSAUGSTUTZEN // TOMA DEL EXTRACTOR DE POLVO



1x TCT blade:
wood

1x HSS multi use blade:
soft metal, plastic, aluminum, wood

1x diamond blade:
stone, ceramics

POWERPLUS
HIGH QUALITY TOOLS










POWX1365MB MINI PLUNGE SAW 600W + MITRE BASE

This Powerplus hand-held circular saw with built-in laser is the ideal tool for accurate sawing and plunge cuts in wood, aluminium, laminate, plastic, ceramic and tiles. It comes with a mitre box to guide the saw for precise angle cuts and is delivered with 3 saw blades (TCT, HSS and diamond) and a dust extraction adaptor for connection to a domestic vacuum cleaner. The benefit of the dust extraction is a clear view of the cutting line, a clean working environment and an air without saw dust.

Side guide for perfect, clean sawing. Features a shaft lock and hex key for quick blade changes and a quick clamp for depth adjustment. The maximum cutting depth equals 28.5mm. To start sawing press and hold the lock button, only then the machine can be safely turned on. For your comfort it comes with a soft grip handle for one handed operation, a power indicator and 3m cable. Warranted for 3 years.



TECHNICAL SPECIFICATIONS POWX1365MB		Features	Box content	Symbols
Rated voltage / frequency	220-240V~ 50Hz	<ul style="list-style-type: none"> • Side guide • Laser • Lock button • Depth adjustment • Soft grip • One handed operation • LED power indicator • Mitre base 	1x mini circular saw	  
Rated power	600W		1x mitre base	
Rotation speed	5500min ⁻¹		1x TCT blade, 1x HSS blade, 1x diamond blade	
Max. cutting depth	28.5mm		1x hex key	
Blade diameter	89mm		1x dust extraction hose 42mm	
Cable	3m		1x manual	

KREATOR ACCESSORIES COMPATIBLE WITH POWX1365MB					
					
SAW BLADE	89mm	SAW BLADE	89mm	SAW BLADE	89mm
KRT020401	24T	KRT023150	60T	KRT082000	48T-DIAMOND
SOFTWOOD-HARDWOOD		SOFTWOOD-HARDWOOD		MULTI-USE	
				KRT090101	4PCS

VARO VARO - VIC.VAN ROMPUY nv - DIY & GARDEN TOOLS
JOSEPH VAN INSTRAAAT 9 - 2500 LIER - BELGIUM
TEL +32 (0)3 292.92.92 | FAX +32 (0)3 292.92.72
INFO@VARO.COM | WWW.VARO.COM

Box (piece)



5 400338 066573

Our +50 years of experience guarantee a professional and high quality service.