

**POWERPLUS**  
HIGH QUALITY TOOLS



**POWX07582**

# MITRE/TABLE SAW 1800W - 254mm

VERSTEKZAAG MET BOVENTAFEL  
SCIE A ONGLET A TABLE SUPERIEURE GEHRUNG  
SÄGE MIT OBERTISCH  
SIERRA INGLETADORA CON MESA SUPERIOR



IMPORTANT FEATURES

**1800**  
WATT

**5000**  
min<sup>-1</sup>

**Ø254**  
mm

**3**  
YEAR  
WARRANTY

CONVERTIBLE DUAL-ACTION

HEAVY DUTY BASE

+ SAW BLADE

+ DUST COLLECTION BAG

**2-in-1**



**1 DUST COLLECTION BAG**

STOFZAK // SAC À POUSSIÈRE // STAUBSACK // BOLSA DE POLVO

**2 SCALE FOR ACCURATE VERTICAL ANGLE POSITIONING**

SCHAAL VOOR NAUWKEURIGE VERTICALE HOEKPOSITIE  
ÉCHELLE POUR LA POSITION PRÉCISE D'ANGLE VERTICALE  
SKALA FÜR IN GRADE GENAUE WINKELPOSITION VERTIKAL  
ESCALA PARA LA POSICIÓN EXACTA DEL ÁNGULO VERTICAL

**3 SCALE FOR ACCURATE HORIZONTAL ANGLE POSITIONING**

SCHAAL VOOR NAUWKEURIGE HORIZONTALE HOEKPOSITIE  
ÉCHELLE POUR LA POSITION PRÉCISE D'ANGLE HORIZONTALE  
SKALA FÜR IN GRADE GENAUE WINKELPOSITION WAAGERECHT  
ESCALA PARA LA POSICIÓN EXACTA DEL ÁNGULO HORIZONTAL

**4 SAW BLADE 254x30mm - 60T**

ZAAGBLAD 254x30mm - 60 TANDEN // LAME DE SCIE 254x30mm - 60 DENTS  
SÄGEBLATT 254x30mm - 60 ZÄHNE // LÁMINA DE SIERRA 254x30mm - 60 DIENTES

**5 MAXIMUM CUTTING CAPACITY**

MAXIMALE SNIJ/ZAAGCAPACITEIT // CAPACITÉ DE COUPE MAXIMALE  
MAX. SCHNEIDLEISTUNG // CAPACIDAD MÁXIMA DE CORTE

**5**

**MITRE SAW**

**TABLE SAW**

max.  
70x110mm

90°

max. 46mm

max.  
70x70mm

90°

45°

max.  
40x110mm

45°

90°

max.  
40x90mm

45°

45° R

max.  
35x60mm

45°

45° L



**POWERPLUS**  
HIGH QUALITY TOOLS






POWX07582

# MITRE / TABLE SAW 1800W

The POWX07582 is both a mitre saw and a table saw. It is perfect if you do not only want to obtain smooth mitre and bevel cuts, but also want to cross cut larger workpieces. The mitre saw can cut up to 110mm in width, the table saw up to 70mm. The 1800W saw has a 254mm saw blade that can cut up to 46mm deep. The heavy duty base provides the necessary stability.

When using the mitre saw, the adjustable clamp easily holds your workpiece in place for extra accuracy. When switching to the table saw, a variable angle guide helps you cut the larger workpiece at a certain angle. Saw blade and push stick for extra safety are included.



TECHNICAL SPECIFICATIONS <b>POWX07582</b>		Features	Box content	Symbols
Voltage - Frequency	220-240V~ 50Hz	<ul style="list-style-type: none"> <li>• soft grip</li> <li>• heavy duty base</li> <li>• 2-in-1: mitre and table saw</li> </ul>	1x mitre / table saw	  
Rated power	1800W		1x dust bag	
Rotation speed	5000min <sup>-1</sup>		1x clamp	
Max. cutting capacity	mitre: 70x110mm / table: 46mm		1x hexagonal spanner	
Blade dimensions	Ø254x30x3mm - 60T		1x saw blade	
Table size	420x300x290mm		1x push stick	
Cable length	3m		1x manual	

KREATOR	KREATOR ACCESSORIES COMPATIBLE WITH <b>POWX07582</b>			
				
SAW BLADE	SAW BLADE	SAW BLADE	SAW BLADE	
KRT021350 WOOD - 24T	KRT021351 WOOD - 48T	KRT021352 WOOD - 72T	KRT023350 MULTI - 60T	

**VARO** VARO - VIC.VAN ROMPUY nv - DIY & GARDEN TOOLS  
JOSEPH VAN INSTRAAAT 9 - 2500 LIER - BELGIUM  
TEL +32 (0)3 292.92.92 | FAX +32 (0)3 292.92.72  
INFO@VARO.COM | WWW.VARO.COM

Box (piece)



Our +50 years of experience guarantee a professional and high quality service.